



Glamor
650-2200 VA

Glamor S
600-2000 VA



GR - GR S

GR 650-2200 VA

Plug&play UPS for the protection of home and small business devices



GR S 600-2000 VA

Pure sine wave UPS for the non-stop supply of high end devices or with PFC power supply.
UPS equipped with phone and data lines protection



Applications

- PCs
- Wi-Fi routers
- Video game consoles
- TVs
- Satellite receivers
- POS
- Cash registers
- Surveillance cameras
- Home monitoring devices

Applications

- Workstations
- Gaming PCs
- Small servers
- Networking equipment
- Hi-Fi and home theatre TV
- Video game consoles
- Satellite receivers
- Video surveillance
- Pellet stoves

Uptime table

Consulting the summary table below will let you quickly identify a model based on the total VA/W consumption of the devices to be protected.

Model	GLAMOR - Line-interactive					GLAMOR S - Line-interactive				
	650 VA	1000 VA	1200 VA	1600 VA	2200 VA	600 VA	800 VA	1000 VA	1500 VA	2000 VA
UPS power in W	360	500	600	900	1200	420	560	700	1050	1400
Battery	1 of 12V		2 of 12V			1 of 12V		2 of 12V		
Device input power in Watts	Uptime in minutes	Uptime in minutes	Uptime in minutes	Uptime in minutes	Uptime in minutes	Uptime in minutes	Uptime in minutes	Uptime in minutes	Uptime in minutes	Uptime in minutes
52.5	29	42	70	72	>90	30	42	72	>90	>90
105	5	17	30	31	42	13	17	30	43	43
210	4	4	12	12	16	4	6	13	17	17

Indicative input power of various devices (you are advised to check actual input power)



- Wi-Fi router 20/30 W • POS + Cash register 40/50 W • NAS 30/60 W • 43" TV 100 W • Inkjet printer / Scanner 180 W • Desktop PC + 21" LCD monitor 250 W • Desktop Gaming PC
- + 24" LCD monitor 500 W • High-end dual-processor PC + 32" LCD monitor 800 W • Rack/tower server from 300 to 1000 W • Video game console 140 W

GR - GR S

- Line-interactive UPS to protect devices in the home, micro business and SMEs.
- Connected devices are always available because they can be powered up when there is no mains power.
- Automatic restart after prolonged blackouts means that it is always ready to protect your loads.
- The built-in automatic voltage regulator (AVR) stabilises the power when there are mains faults (e.g. spikes, sags, over- and under-voltages etc.), providing high levels of power protection and quality.
- Supplied with PowerMaster, intuitive software that can be downloaded for free. All you need in a box: supplied with input, output power cables and USB cable to protect hardware and data.
- The backlit LCD display makes it easy to read the UPS status, so all parameters can be kept under control.
- Easy battery replacement.
- The plug-in feature ensures that the battery is always charged: the UPS charges the battery even when it is switched off.
- The built-in USB communication port makes it easy to connect to the PC.
- All needed cables included: input, output power and USB cables.

Low cost of ownership due to longer expected battery life

- Wide input allowable tolerance in both voltage and frequency (160-290V - 45-65 Hz): prevents batteries from going into operation when there is a major variation in input power.
- ABDM (Automatic Battery Discharge Management) protects batteries from deep discharge by increasing the cut-off voltage (battery cut voltage), the voltage at which a battery is considered fully discharged.
- Charge control: prevents overcharging of batteries that leads to their degradation by modulating the voltage to the battery to maintain a full charge during its operation.
- Automatic testing every 24 hours allows early detection of problems protecting batteries from failure.



PowerMaster: UPS monitoring and management software

Main features of the monitoring and control software (available free of charge at www.ablerex.eu/download):

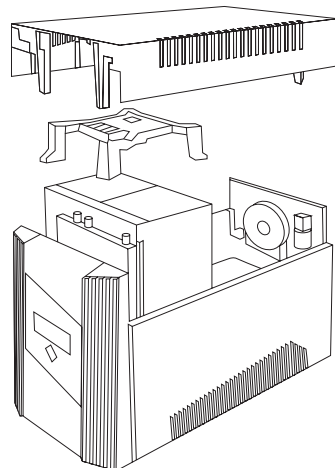
- quick and easy installation and configuration via USB;
- orderly, automatic closure of the applications and operating system, even if the user is not there;
- UPS monitoring and power supply event reporting;
- transmission of alarms for the most common power supply problems and notification of system shutdown via email and text message;
- automatic testing of UPS and battery;
- available for Windows, MAC, Linux, etc. (full list available at www.ablerex.eu/download).

GR - GR S

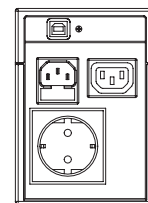
GR TECHNICAL DATA SHEET

MODEL		GR650 LED	GR1000 LED	GR1200 LCD	GR1600 LCD	GR2200 LCD
POWER	VA	650	1000	1200	1600	2200
	W	360	500	600	900	1200
INPUT	Rated voltage	160 – 290 Vac				
	Frequency	45 – 65 Hz				
OUTPUT	Rated voltage	220/230/240 Vac ± 10%				
	Frequency on battery power	50/60 Hz ±1 Hz				
	Waveform	Pseudo-sine wave				
	Output sockets	1 IEC 320-C13 + 1 Schuko		3 IEC 320-C13 + 2 Schuko		
GENERAL	Dimensions (WxDxH) mm	100x292x140		148x315x198		
	Weight (kg)	5	5.5	9	10.5	11.8
	Alarms	Audible and visual alarm alerts for: power failure, low battery, overload, and UPS fault				
	Protection	Overload, short circuit, deep discharge, overcharging				
	Plug-in battery charging feature	Standard for all models				
	Cold start from the battery without mains power	Standard for all models				
BATTERY	Number and battery type		12V VRLA, AGM (maintenance-free lead)			
			1 of 12V		2 of 12V	
	Uptime with internal battery (in minutes)*	50% load	4	4	12	9
75% load		1	1	6	5	4
ENVIRONMENTAL PARAMETERS	Operating temperature**	0 – 40°C				
	Relative humidity	0% – 90% (without condensing)				
	Altitude (a.s.l.)	<1000 m with no power derating, >1000 m with 1% derating for every 100 m.				
	Audible noise at 1 m.	≤40 dB				
CONNECTIVITY	Communication ports	USB				
	User interface	LCD display showing: Operating mode (AC Mode/AVR Mode/Battery Mode), battery charge level, input and output voltage, percentage load, fault, or near end of battery life				
	Compatible software platforms	Microsoft Windows, Linux, Mac				
REGULATIONS	Standards	IEC EN 62040-1, IEC EN 62040-2, IEC EN 62040-3				
	Marking	CE, UKCA				

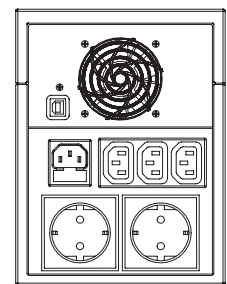
* Subject to conditions ** To be verified according to the battery parameters



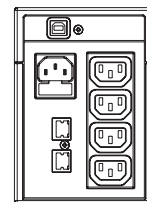
GR 1000/1500/2000



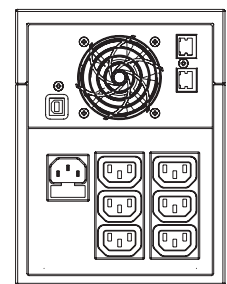
GR 450/650/850 LCD



GR 1000/1500/2000 LCD



GR 450/650/850 LCD IEC



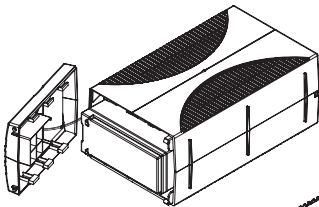
GR 1000/1500/2000 LCD IEC

GR - GR S

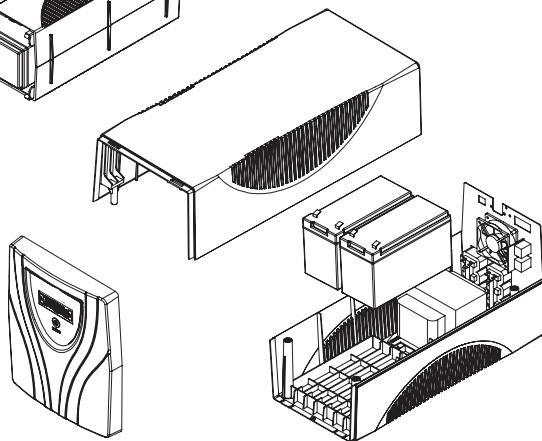
GR S TECHNICAL DATA SHEET

MODEL		GR 600S	GR 800S	GR 1000S	GR 1500S	GR 2000S
POWER	VA	600	800	1000	1500	2000
	W	420	560	700	1050	1400
INPUT	Rated voltage	160 – 290 Vac				
	Frequency	45 – 65 Hz				
OUTPUT	Rated voltage	220/230/240 Vac ± 10%				
	Frequency on battery power	50/60 Hz ± 1 Hz				
	Waveform	Sine wave				
	Output sockets	1 IEC 320-C13 + 1 Schuko		3 IEC 320-C13 + 2 Schuko		
GENERAL	Dimensions (WxDxH) mm	116x305x171		165x393x198		
	Weight (kg)	5.5	7.1	9.3	12.4	12.6
	Alarms	Audible and visual alarm alerts for: power failure, low battery, overload, and UPS fault.				
	Protection	Overload, short circuit, deep discharge, overcharging				
	Plug-in battery charging feature	Standard for all models				
	Cold start from the battery without mains power	Standard for all models				
BATTERY	Number and battery type		12V VRLA, AGM (maintenance-free lead)			
			1 of 12V		2 of 12V	
	Uptime with internal battery (in minutes)*	50% load	7	4	5	4
internal		2	2	3	2	1
ENVIRONMENTAL PARAMETERS	Operating temperature**		0 – 40°C			
	Relative humidity		0% – 90% (without condensing)			
	Altitude (a.s.l.)		<1000 m with no power derating, >1000 m with 1% derating for every 100 m.			
	Audible noise at 1 m.		≤40 dB			
CONNECTIVITY	Communication ports		USB			
	User interface		LCD display showing: Operating mode (AC Mode/AVR Mode/Battery Mode), battery charge level, input and output voltage, percentage load, fault, or near end of battery life			
	Compatible software platforms		Microsoft Windows, Linux, Mac OS			
REGULATIONS	Standards		IEC EN 62040-1, IEC EN 62040-2, IEC EN 62040-3			
	Marking		CE, UKCA			

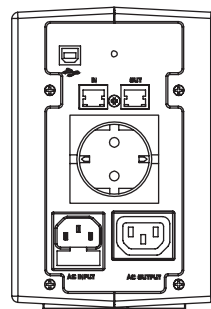
* Subject to conditions ** To be verified according to the battery parameters



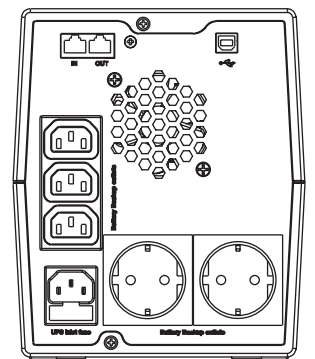
GR 600 - 800 S



GR 1000 - 2000 S



GR 600 - 800 S



GR 1000 - 2000 S



**Plug and play line-interactive
UPS to protect home and small
business devices**



GR
650-2200 VA



GR S
600-2000 VA



Rev.2024/06 - Our commitment to continuous innovation means that catalogue data may be subject to change without notice

AblereX Electronics Italy srl

Viale Milanofiori · Strada 6 · Palazzo N1
20089 Rozzano (MI)
info@ablerex.eu · Tel. +39 02 36696420
www.ablerex.eu

AblereX Electronics Ltd

19 The Circle Queen Elizabeth Street,
London, Greater London SE1 2JE - UK
info@ablerex.uk · Ph. +44 (0) 7920 058834
www.ablerex.uk